

31 MARCH 2024

# Peso-Hedged Systematic Global Equity Dividend-Paying Fund



## FUND DETAILS:

Inception Date	1-Sep-22	Latest NAVPU	1.099210
Fund Manager	BlackRock (Luxembourg) S.A.	Initial NAVPU	1.000000
Fund Currency	PHP	Highest NAVPU (03.22.2024)	1.101490
Fund Size	PHP 1763.76 Million	Lowest NAVPU (10.14.2022)	0.923703
Management Fee	2.20% p.a.	Pricing / Valuation	Daily

## Risk Classification

The Fund is suitable for investors with a very aggressive profile or for those who take medium to long - term views. As a marked -to-market Fund, its net asset value and total return may fall or rise as a result of stock price movements. On redemption of units, a policyholder may receive an amount less than the original amount invested. Prior to investment in the Fund, the policyholder shall undergo a client suitability assessment procedure to determine whether the Fund is appropriate for him considering his investment objective, risk tolerance, preferences and experience.

## Market Commentary

Headline market drivers in March and over the opening three months of the year were highly reminiscent of those which prevailed over 2023. Resilient macro and micro data, combined with hopes for innovation in areas such as IT and Healthcare to drive continued strength across global stocks, despite stubbornly sticky inflation data contributing to rates markets unwinding expectations for an aggressive round of policy easing.

The year-on-year persistence in market drivers played out in increasing strength to momentum styles. As at the end of March, 60-day rolling returns to the generic momentum factor have extended to a level observed only twice in the last 10 years.

While leadership trends exhibited persistence they also broadened and evolved. High flying technology stocks continued to lead market gains, while interest rate sensitive REITS and Utilities lagged. However, it was notable that the Magnificent 7 from 2023 evolved into the Fab 5 over Telsa and Apple posted notable declines over the quarter.

Nvidia continued to lead the AI winners after another set of blockbuster earnings. However, gains across global IT stocks extended to several international names including Tokyo Electron and Disco of Japan. Back in the US, hardware manufacturers such as Dell also delivered outsized gains as management reported strong demand for server product driven by the AI theme.

## Market Outlook

As we look ahead, our systematic analysis continues to support the case for an eventual “soft

landing” economic scenario, where inflation falls to central bank targets without causing a recession.

The pace of disinflation and strength of the recent equity market rally raises the question of whether all the potential “good news” on the economy is already reflected in market pricing, however, our analysis on suggests that markets may be behind in pricing the magnitude of recent declines in inflation, and this presents an opportunity to generate alpha in the cross-section of markets as pricing dynamics reverse.

Beyond the constructive macroeconomic backdrop that has remained a key focus of markets, there are a range of other opportunities and risks influencing our global equity views and positioning. Key topics being the Red Sea and China. Supply chain disruptions and shipping curtailment driven by the Red Sea crisis have the potential to influence cross-sectional pricing dynamics and could pose an upside risk to inflation should they continue to escalate. Our analysis suggests that certain retail, automotive, manufacturing, and airline companies are most vulnerable to ongoing challenges, whereas certain freight and logistics and energy companies may experience tailwinds. Along the country dimension, we see signs of Chinese policymakers aiming to shift to a pro-growth/pro-market actions narrative with a change in the tone of policy announcements. Our systematic timing model for China has recently turned positive, driven largely by valuation and sentiment insights. Given how negative sentiment and positioning have been, a continuation of these trends could potentially present opportunities for investors who are considering adding China exposure. As at the end of March, the Fund holds around 3.5% weight to China, less than a 1% overweight versus MSCI with EV maker BYD the Fund’s largest Chinese equity holding.

In terms of positioning, the Fund increased its overweight in Healthcare in March, buying companies such as Merck and Gilead Sciences; this has now become our largest sector overweight. We also continued buying Financials, in particular European names, as these had upcoming dividend payments. The Fund closed the quarter most overweight Healthcare, Consumer Staples, and Communication Services, was neutral in Financials, IT and Energy, and underweight Industrials, Materials and Real Estate.

## BLACKROCK RISK AND REWARD INDICATOR



## Investment Objective

To achieve long-term capital appreciation and regular income investing globally in equities of companies with no prescribed country or regional limits and sells calls on equity indices

- The Fund is exposed to significant risks which include investment/general market, company-specific, creditworthiness/credit rating/ downgrading, default, currency, valuation, asset allocation, country and region, emerging market and interest rate risks.

- The Fund may invest in equities and equity-related securities can be affected by daily stock market movements, political factors, economic news, company earnings and significant corporate events and therefore may adversely impact the net asset value of the Fund.

- The Fund may invest in financial derivative instruments (“FDI”) for efficient portfolio management (including for hedging) which may expose to higher leverage, counterparty, liquidity, valuation, volatility, market and over the counter transaction risks. The Fund will not invest extensively in FDI for investment purpose.

- Dividend payments may, at the sole discretion of the Investment Manager, be made out of the Fund’s capital or effectively out of the Fund’s capital which represents a return or withdrawal of part of the amount investors originally invested and/or capital gains attributable to the original investment. This may result in an immediate decrease in the NAV per share and the capital of the Fund available for investment in the future and capital growth may be reduced.

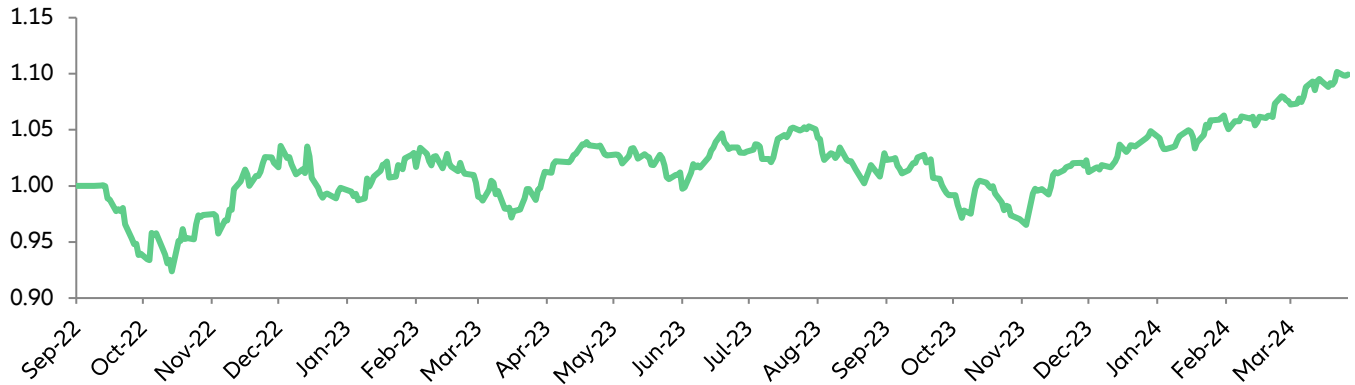
- This investment may involve risks that could result in loss of part or entire amount of investors’ investment.

- In making investment decisions, investors should not rely solely on this material.

## Performance Overview

Performance History	Year To Date	1 Year (YoY)	3 Years (YoY)	5 Years (YoY)	Since Inception
Absolute	4.82%	8.55%	N/A	N/A	9.92%
Annualized	N/A	8.55%	N/A	N/A	6.20%

## NAVPU Since Inception

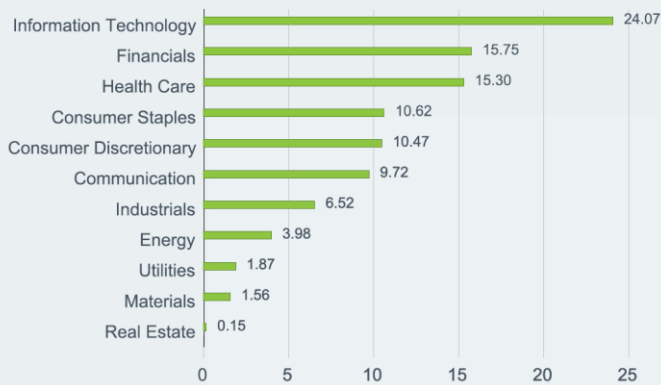


## Portfolio Analysis

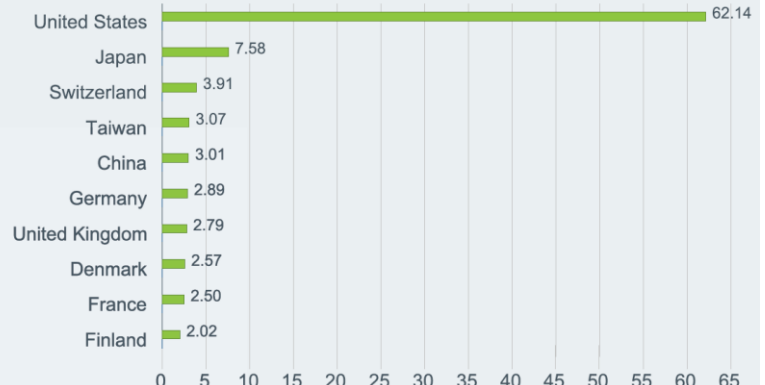
### Asset Allocation



### SECTOR BREAKDOWN (%)



### GEOGRAPHIC BREAKDOWN (%)



### TOP 10 HOLDINGS (%)

MICROSOFT CORPORATION	4.65
APPLE INC	3.92
AMAZON.COM INC	3.35
NVIDIA CORPORATION	2.83
VISA INC	2.63
NOVO NORDISK A/S	2.40
WALMART INC	2.38
NOVARTIS AG	1.99
ADOBE INC	1.98
MERCK & CO INC	1.93
<b>Total of Portfolio</b>	<b>28.06</b>

Holdings subject to change

### RISKS

- Share value can go up as well as down and any capital invested in the Fund may be at risk.
- The Fund may use derivatives for hedging or as part of its investment strategy which may involve certain costs and risks. The Fund may tactically use a covered call option strategy. This strategy may cause the Fund to forego any appreciation in the underlying instrument's stock price above the option strike price, and so limits the growth potential of the Fund. Equity may fall more than the respective call premium, resulting in the losses of premium cushions on equity holdings
- Underperformance of global capital markets possible
- Currency losses possible against investor currency in unit classes not hedged
- Flexible investment policy is no guarantee that losses will be excluded
- Limited participation in the potential of individual securities
- Success of single security analysis and active management not guaranteed
- Any distributions involving payment of distributions out of the Fund's capital may result in an immediate decrease in the Net Asset Value per Share and may reduce the capital available for the Fund for future investment and capital growth

### IMPORTANT NOTICE:

This document is for information purposes only. This does not constitute an offer or a solicitation to buy or sell any investment referred to in this document. The information in this publication is based on carefully selected sources believed to be reliable but we do not make any representation as to its accuracy or completeness. Any opinions herein reflected are good as of this date but may be subject to change without prior notice. Investment or participation in the Fund is subject to risk and possible loss of principal, and is not insured by the Philippine Deposit Insurance Corporation (PDIC). Losses, if any, shall be for the account and risk of the Trustor/Participant. Past performance is not indicative of future performance.